

## Key Content—Unit 3—Cycle B—Drawing

To know about the life and work of Jim Davis (Garfield artist)


To know the different lines used to create shapes (straight, horizontal, diagonal, vertical, swirl, curve, wave, zigzag).

To know when to press hard and when to press lightly. Control different marks made using a range of media.

To know how to draw animals.

### Key Vocabulary and knowledge


- Jim Davis
- Garfield
- Straight
- Horizontal
- Diagonal
- Vertical
- Swirl
- Curve
- Wave
- Zig-zag



Dark and light.  
When you want to shade darker, press harder.

When you want to shade lighter, don't press so hard.


### Knowledge



www.shutterstock.com · 387273070

Thicker wavy lines to thinner wavy lines.

### Knowledge



This is Jim Davis and he is the artist that created Garfield.